

Apple iPhone User Manual and Installation Guide

Version 2.0



Apple iPhone 2G and 3G

Contents

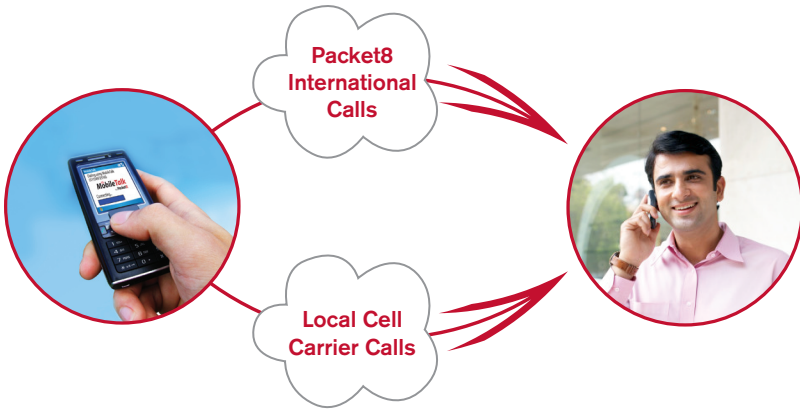
Packet8 MobileTalk for iPhone	3
How Does Packet8 MobileTalk for iPhone Work?	3
Getting Started with iPhone	4
Signing up online	4
Using the MobileTalk for iPhone application	4
Application overview	5
Making a call	6
Call Logs, Recents, and Contacts	6
Accessing MobileTalk on your iPhone	6
Accessing account online.....	7

Packet8 MobileTalk for iPhone

The Packet8 MobileTalk Software is a Web-based application that enables direct mobile connection to the Packet8 Service for international calls. The solution does not require anything more than the ability to access the Web.

How Does Packet8 MobileTalk for iPhone Work?

The Packet8 MobileTalk application uses a unique account code that allows your phone to access Packet8's network. Once your account is activated, you will be able to access the MobileTalk dialer to place long distance and international calls over the Packet8 Digital Voice Network. The result: significantly cheaper international calls, without cumbersome calling codes, access numbers or pin codes.



Getting Started with iPhone

Because MobileTalk for iPhone is a Web-based application getting started is quick and easy.



Signing up online

1. Go to <https://www.packet8.net/store/mobile/Default.aspx>
2. Select your specific device from the pull down list along with your carrier and your mobile phone number
3. Provide your ESN # and confirm it
4. Provide your billing information
5. Confirm your information and complete the transaction

After you have signed up online you will receive an email and an SMS (text) message with link that is unique to your phone and your account. This unique URL is used to ensure that calls can be completed only from your phone.

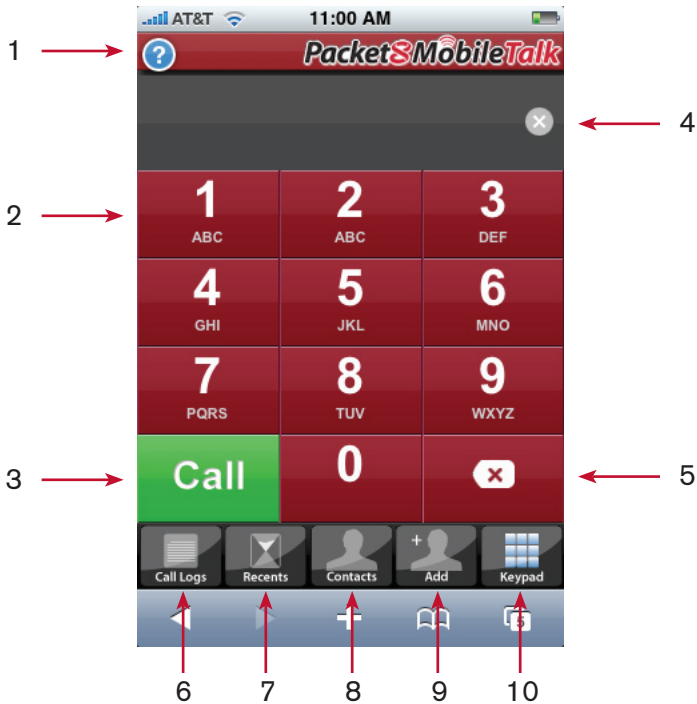
Click on the link to activate your account. You will be presented with the MobileTalk for iPhone keypad screen.

Using the MobileTalk for iPhone application

The MobileTalk for iPhone application behaves much like the normal iPhone keypad interface. To dial a number you simply enter the digits and then press call. The Web-based dialer will pass the information to your iPhone and the call will be completed using your normal iPhone cellular plan- but it will be connected over the Packet8 voice network. It does this by re-routing your call to a unique phone number assigned to your account by Packet8. This number will be displayed before each call is completed.

Application overview

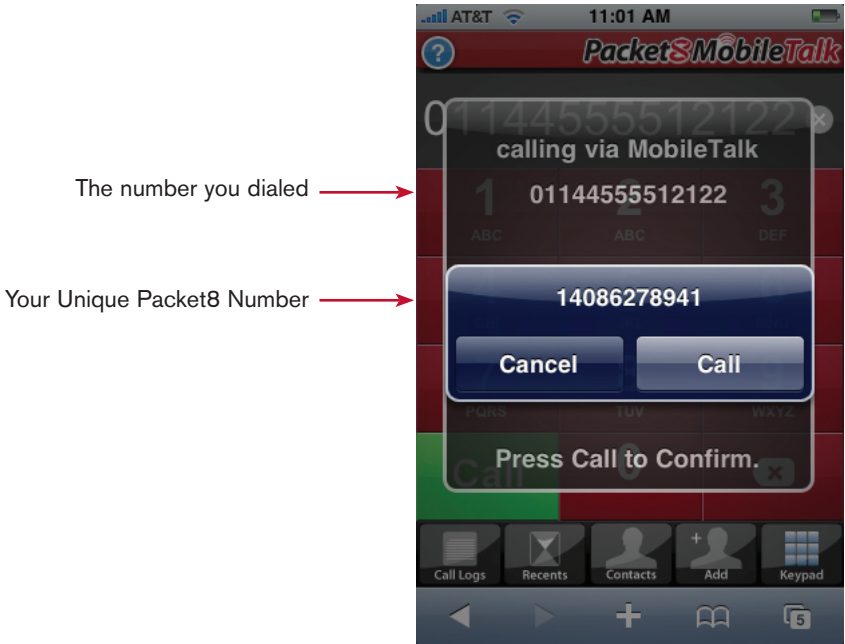
The MobileTalk for iPhone interface has been designed with iPhone users in mind making the features familiar and easy to use. The diagram below provides a brief description of the user interface.



1. Help Button: Links to on-line help pages	2. Number Pad
3. Call Button: To initiate a call after the number has been dialed	4. Clear Button: Will clear the entire number (instead of deleting one character at a time)
5. Backspace Button: Clear one character at a time	6. Call Logs: Displays current months phone records
7. Recent Call Logs: Last 100 numbers dialed	8. Contacts: Manage contacts
9. Add: Add New Contact	10. Keypad: Displays the keypad

Making a call

To make a call with MobileTalk you simply dial the number you wish to call using the keypad. Once the digits are correct you click “Call” to start the call. At this point you will be presented with the standard iPhone call confirmation screen, however, the number it is dialing is a unique Packet8 access number.



Call Logs, Recents, and Contacts

Because MobileTalk is a Web-based application and uses a calling service other than your normal carrier, it uses a separate set of data for your contacts and call activity. The general behavior of these features is the same as your normal iPhone features.

Accessing MobileTalk on your iPhone

Your unique MobileTalk account is accessible via the URL that was sent to you after you signed up. To make MobileTalk even easier to use on a daily basis, we suggest that users remember to save MobileTalk as a Favorite on their Home screen using the “+” (Add) button.

Accessing account online

MobileTalk includes an online user portal that allows you to manage your account and view call history and billing statements.

To access this account page:

1. Go to: <http://mobiletalk.packet8.net>
2. Click on “My Account” in the top right hand corner
3. Enter your user name and password (you created these when you signed up)

Once you have logged in you will be able to:

1. Access FAQs
2. View account details
3. View Bills – click on account number then click “View Bills”
4. View unbilled calls – click account number then click “View Bills”
5. Update your credit card information
6. Create a support ticket
7. Change your profile including your user name and password
8. “Recreate Package” – This is a feature you can use if you were to change the phone model and wanted to move your account to the new phone

Packet8 MobileTalk®

WARNING

Toll fraud is committed when individuals unlawfully gain access to a customer's telecommunication system. This is a criminal offense. Currently, we do not know of any telecommunications system that is immune to this type of criminal activity. 8x8 Inc. will not accept liability for any damages, including long distance charges, which result from unauthorized and/or unlawful use. Although 8x8 Inc. has designed security features into its products and services, it is your sole responsibility to use the security features and to establish security practices within your organization, including training, security awareness, and call auditing to eliminate security risks.

NOTICE

While every effort has been made to ensure accuracy, 8x8, Inc. will not be liable for technical or editorial errors or omissions contained within the documentation. The information contained in this documentation is subject to change without notice. This documentation may be used only in accordance with the terms of the 8x8, Inc. License Agreement.

Packet8

Contact Information

- Web Page: <http://www.packet8.net>
- p8sales@packet8.net

Support:

- <http://www.packet8.net/support>
- Customer Service, toll free: 1.888.898.8733
- Customer Service, outside of the U.S.:
1.408.687.4120



8x8, Inc.®

3151 Jay Street.
Santa Clara, CA U.S.A.
95054

Tel: 408.727.1885

Fax: 408.980.0432

www.Packet8.net

Packet8, the Packet8 logo, the 8x8, Inc. logo and MobileTalk logo are registered trademarks of 8x8, Inc.

8x8, Inc. is a Nasdaq listed company, symbol EGHT.

© 2008. 8x8, Inc. All rights reserved.